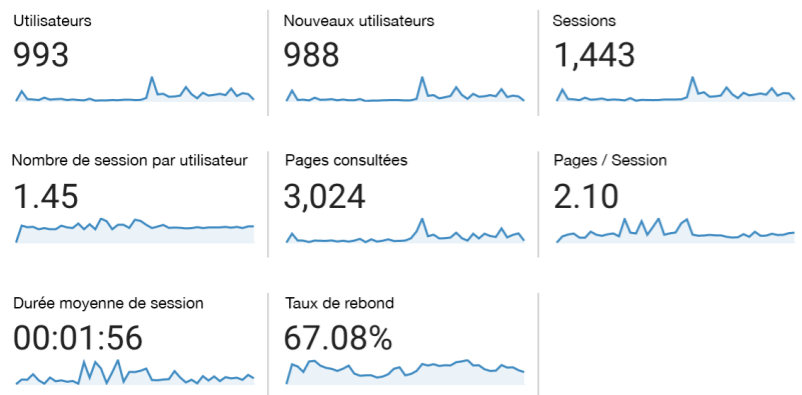
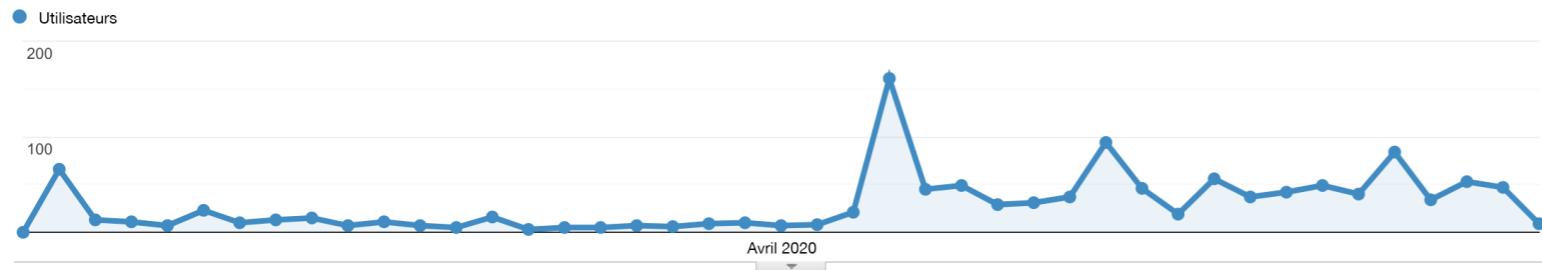
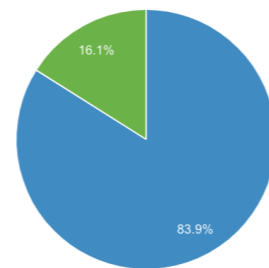




### Aperçu général

 Comment les visiteurs voient-ils notre site Web?

Nouveaux visiteurs | Visiteurs récurrents

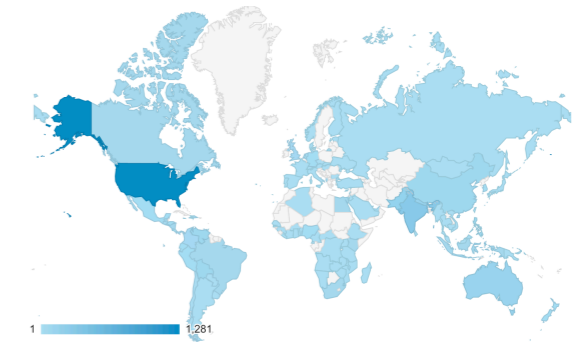


### Pages

 Que voient-ils?

Page	Visiteurs de pages
	<b>3,024</b> % del total: 100.00% (3,024)
1. /resources/ebooks/steward/	<b>498</b> (16.47%)
2. /	<b>492</b> (16.27%)
3. /2020/04/counterintuitive-advice-for-ministry-fundraisers-during-the-covid-19-crisis/	<b>304</b> (10.05%)
4. /events/	<b>215</b> (7.11%)
5. /about/team/	<b>173</b> (5.72%)
6. /about/	<b>167</b> (5.52%)
7. /resources/	<b>152</b> (5.03%)
8. /2020/03/how-can-busy-people-increase-ministry-fruitfulness-without-adding-a-single-minute-to-their-schedule/	<b>112</b> (3.70%)
9. /programs/	<b>67</b> (2.22%)
10. /stories/	<b>59</b> (1.95%)

### LOCALISATION

 Où sont nos visiteurs?

Pays	Acquisition
	Utilisateurs
	<b>993</b> % del total: 100.00% (993)
1. États Unis	<b>522</b> (52.41%)
2. Inde	<b>86</b> (8.63%)
3. Australie	<b>83</b> (8.33%)
4. Kenya	<b>44</b> (4.42%)
5. Philippines	<b>28</b> (2.81%)
6. Indonésie	<b>24</b> (2.41%)
7. Egypte	<b>23</b> (2.31%)
8. Guatemala	<b>22</b> (2.21%)
9. Nigeria	<b>21</b> (2.11%)
10. Canada	<b>16</b> (1.61%)

### Dispositifs?

 Comment visitent-ils?

Sessions par dispositifs

